

1	2	3	4	5	6	7	8	9
REV.	REMARK	DATE	SIGN.					

RoHS

MATERIAL RoHS COMPLIANT:

CABLE:

ELECTRICAL:

- DIFFERENTIAL IMPEDANCE TDR: 100+/-5 OHMS
- CAPACITANCE: 47 pF/m nom.
- SKEW(within the pair-3m sample): 8 ps/m max

COMPONENT:

CONDUCTOR: 30 AWG SOLID TINNED COPPER
.010" NOM. OD

APPROVALS:

UL AWM VW-1 80°C 30V, RoHS COMPLIANT, HITACHI

CONNECTOR:

P0: Mini SAS 4i CABLE PLUG - 36CKT CONNECTOR.

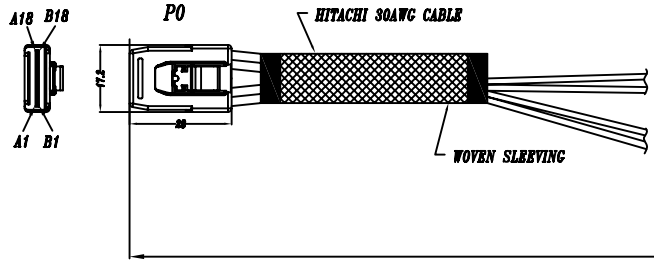
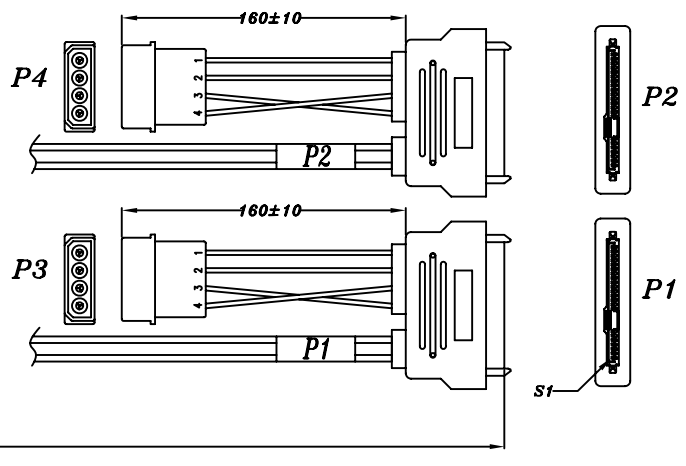
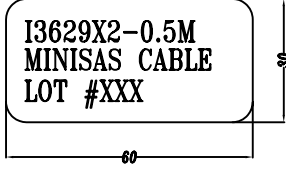
1. HOOD: NYLON 30% GLASS FIBRE
2. LATCH: STAINLESS STEEL
3. P.C.B.: FR4
4. INTERNAL, NO SIDEBAND.

P1~P2 SAS DRIVE CABLE RECEPTACLE

P3~P4 4PIN POWER MALE CONNECTOR

POWER CABLE: UL 1007 18AWG 80°C 300V

LABELLING ON BAG:



DataStorageCables.com		DESC.	Mini SAS 4i TO 4*SAS drive cable rec. with power cable ass'y	APPROVED	CHECKED	DESIGNED	TOLERANCE	SCALE	1 = 1	UNIT	mm	
1	2	P/N	I3629X2-.5M	CUSTOMER P/N		SHIU		DATE	12/24/08	DWG NO:	DWG RC	2998
1	2	3	4	5	6	7	8	9				

1	2	3	4	5	6	7	8	9
REV.	REMARK	DATE	SIGN.					

WIRING DIAGRAM						
Mini SAS 4i(HOST)(P0)		SAS DRIVE CABLE REC.(TARGET)		4P POWER PLUG		
PIN	SIGNAL	rec.	PIN	SIGNAL	plug	PIN SIGNAL
A2	RX0+	P1	S6	TP+	P3	1 +12V 2 GND 4 +5V 3 GND
A3	RX0-		S5	TP-		
B3	TX0-		S3	RP-		
B2	TX0+		S2	RP+		
GND GROUP			S1,S4,S7	GND		
		P13,P14,P15	+12V			
		P10,11,12	GND			
		P7,P8,P9	+5V			
		P4,P5,P6	GND			
A5	RX1+	P2	S6	TP+	P4	1 +12V 2 GND 4 +5V 3 GND
A6	RX1-		S5	TP-		
B6	TX1-		S3	RP-		
B5	TX1+		S2	RP+		
GND GROUP			S1,S4,S7	GND		
		P13,P14,P15	+12V			
		P10,11,12	GND			
		P7,P8,P9	+5V			
		P4,P5,P6	GND			

GND GROUP:
A1,A4,A7,A12,A15,A18
B1,B4,B7,B12,B15,B18

DataStorageCables.com	DESC.	Mini SAS 4i TO 4*SAS drive cable rec. with power cable ass'y	APPROVED	CHECKED	DESIGNED	TOLERANCE	SCALE	1 = 1	UNIT	mm	
	P/N	I3629X2-5M	CUSTOMER P/N		SHIU		DATE	12/24/08	DWG NO.	DWG\RC\2998	

1 2 3 4 5 6 7 8 9

1	2	3	4	5	6	7	8	9
REV.	REMARK	DATE	SIGN.					

WIRING DIAGRAM						
Mini SAS 4i(HOST)(P0)		SAS DRIVE CABLE REC.(TARGET)		4P POWER PLUG		
PIN	SIGNAL	rec.	PIN	SIGNAL	plug	PIN SIGNAL
A2	RX0+	P1	S6	TP+	P3	1 +12V 2 GND 4 +5V 3 GND
A3	RX0-		S5	TP-		
B3	TX0-		S3	RP-		
B2	TX0+		S2	RP+		
GND GROUP			S1,S4,S7	GND		
		P13,P14,P15	+12V			
		P10,11,12	GND			
		P7,P8,P9	+5V			
		P4,P5,P6	GND			
A5	RX1+	P2	S6	TP+	P4	1 +12V 2 GND 4 +5V 3 GND
A6	RX1-		S5	TP-		
B6	TX1-		S3	RP-		
B5	TX1+		S2	RP+		
GND GROUP			S1,S4,S7	GND		
		P13,P14,P15	+12V			
		P10,11,12	GND			
		P7,P8,P9	+5V			
		P4,P5,P6	GND			

GND GROUP:
A1,A4,A7,A12,A15,A18
B1,B4,B7,B12,B15,B18

DataStorageCables.com	DESC.	Mini SAS 4i TO 4*SAS drive cable rec. with power cable ass'y	APPROVED	CHECKED	DESIGNED	TOLERANCE	SCALE	1 = 1	UNIT	mm	
	P/N	I3629X2-5M	CUSTOMER P/N		SHIU		DATE	12/24/08	DWG NO.	DWG\RC\2998	

1 2 3 4 5 6 7 8 9