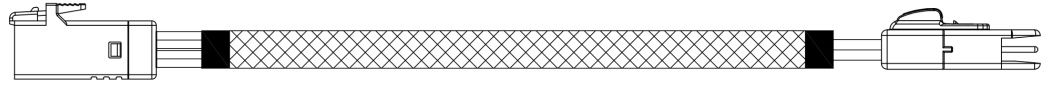
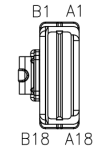
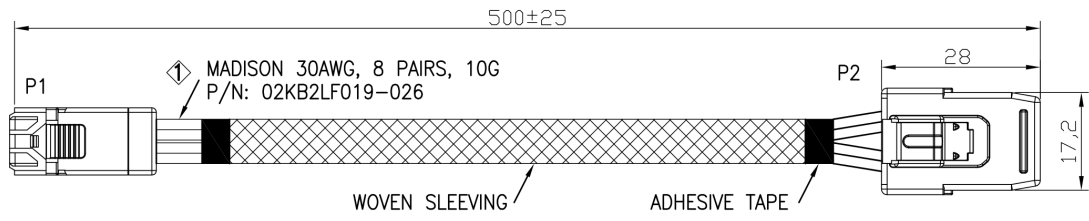


	1	2	3	4	5	6	7	8	9
--	---	---	---	---	---	---	---	---	---

REV.	REMARK	DATE	SIGN.
①	CHANGE CABLE & PCB	01/25/'13	

RoHS



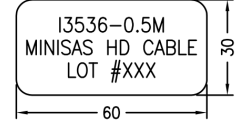
WIRING DIAGRAM

HIGH SPEED SIGNAL			
P1(Mini SAS HD 4i Plug)		P2(Mini SAS 4i Plug)	
PIN	SIGNAL	PAD	SIGNAL
D4	TX0+	A2	RX0+
D5	TX0-	A3	RX0-
C4	TX1+	A5	RX1+
C5	TX1-	A6	RX1-
D7	TX2+	A13	RX2+
D8	TX2-	A14	RX2-
C7	TX3+	A16	RX3+
C8	TX3-	A17	RX3-
B4	RX0+	B2	TX0+
B5	RX0-	B3	TX0-
A4	RX1+	B5	TX1+
A5	RX1-	B6	TX1-
B7	RX2+	B13	TX2+
B8	RX2-	B14	TX2-
A7	RX3+	B16	TX3+
A8	RX3-	B17	TX3-
GND GROUP	GND	GND GROUP	GND
GND GROUP: A3,A6,A9,B3,B6,B9, C3,C6,C9,D3,D6,D9.		GND GROUP: A1,A4,A7,A12,A15,A18, B1,B4,B7,B12,B15,B18.	

MATERIAL RoHS COMPLIANT:

- CABLE:**
 - CONDUCTOR: 30AWG SOLID SILVER PLATED COPPER.
 - INSULATION: FOAM POLYOLEFIN.
 - PAIR: 2 SINGLES LAID FLAT AND PARALLEL.
 - PAIR DRAIN WIRE: 30AWG SOLID TIN PLATED COPPER.
 - PAIR SHIELD: ALUMINUM/POLYESTER TAPE.
 - ALUMINUM SIDE FACING IN, 25% OVERLAP.
 - DIFFERENTIAL IMPEDANCE: 100±5 OHMS @TDR
 - UL RECOGNIZED: AWM STYLE 21490 80°C 30 VOLTS.
- CONNECTOR:**
 - P1: Mini SAS HD 4i CABLE PLUG (SFF-8643)
 - ① (1) P.C.B: 4 LAYERS, GOLD PLATING ON CONTACT PADS, WITHOUT CARBON (P/N: MPCB-040115LF REV.A / MPCB-040116LF REV.A)
 - (2) HOUSING: PBT, BLACK.
 - P2: Mini SAS 4i 36CKT CONNECTOR.(SFF-8087).
 - (1) HOOD: NYLON, UL94-V0.
 - (2) P.C.B: 4 LAYERS, GOLD PLATING ON CONTACT PADS.
 - (3) LATCH: STAINLESS.
 - (4) INTERNAL, WITHOUT SIDEBAND.
- FOR SAS 6.0 Gbps.**

4. LABELING ON BAG:



DATA STORAGE CABLES	DESC.	Mini SAS HD 4i/Mini SAS 4i CABLE ASS'Y			APPROVED	CHECKED	DESIGNED	TOLERANCE	SCALE	*	UNIT	mm	
	P/N	13536-0.5M	CUSTOMER P/N						DATE	01/25/'13	DWG NO:	DWG\RC\5969	

1	2	3	4	5	6	7	8	9
---	---	---	---	---	---	---	---	---