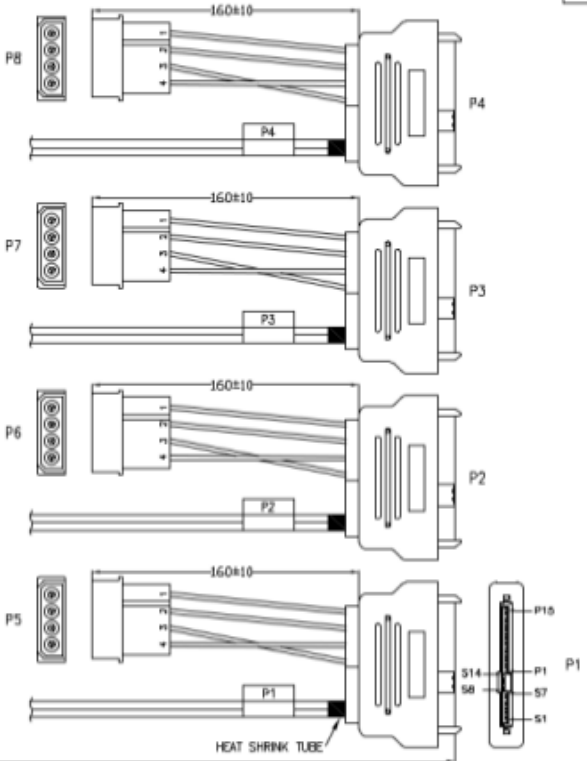
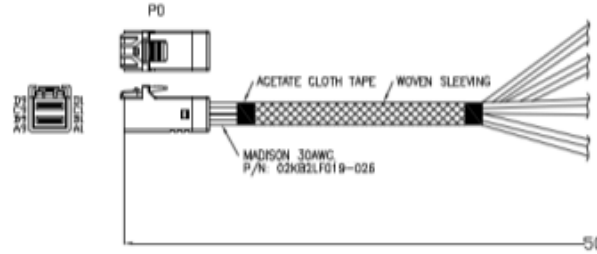



RoHS

REV.	REMARK	DATE	SIGN.
------	--------	------	-------

MATERIAL RoHS COMPLIANT:  
 1. CABLE:  
 CONDUCTOR: 30AWG SOLID SILVER PLATED COPPER.  
 INSULATION: FOAM POLYOLEFIN  
 PAIR: 2 SINGLES LAID FLAT AND PARALLEL.  
 PAIR DRAIN WIRE: 30AWG SOLID TIN PLATED COPPER.  
 PAIR SHIELD: ALUMINUM/POLYESTER TAPE.  
 ALUMINUM SIDE FACING IN, 25% OVERLAP.  
 DIFFERENTIAL IMPEDANCE: 100±5 OHMS @TDR  
 UL RECOGNIZED: AWM STYLE 21490 80°C 30 VOLTS.  
 2. CONNECTOR:  
 P/C: MINI SAS HD 4I CABLE PLUG (SFF-8643)  
 (1) P.C.B: 4 LAYERS, GOLD PLATING ON CONTACT PADS, WITHOUT CARBON  
 (P/N: MPCB-040115LF REV.A / MPCB-040116LF REV.A)  
 (2) HOUSING: PBT, BLACK.  
 P1-P4: SAS DRIVE REC.(SFF-8680)(MSAS-F295D01G)  
 P5-P8: 4 POSITION DC POWER PLUG  
 POWER CABLE: UL 1007 18AWG 80°C 300V  
 3. LABELING ON BAG:



DataStorageCables.com	DESC.	Mini SAS HD 4I TO 4* SAS DRIVE REC. WITH POWER CABLE ASS'Y	APPROVED	CHECKED	DESIGNED	TOLERANCE	SCALE	*	UNIT	mm	
	P/N	I3530-.5M	CUSTOMER P/N	I3530-0.5M		Sino		DATE	05/19/16	DWG NO:	

1 2 3 4 5 6 7 8 9

REV.	REMARK	DATE	SIGN.	5	6	7	8	9				
<b>WIRING DIAGRAM</b>												
Mini SAS HD 4i (P0)		SAS DRIVE REC.		4P POWER PLUG			SAS DRIVE REC. GND PLATE					
PIN	SIGNAL	REC.	PIN	SIGNAL	PLUG	PIN	SIGNAL					
B4	RX0+	P1	S6	TP+	P5	1	+12V	YELLOW				
B5	RX0-		S5	TP-		2	GND	BLACK				
D5	TX0-		S3	RP-		4	+5V	RED				
D4	TX0+		S2	RP+		3	GND	BLACK				
GND GROUP			S1,S4,S7	GND								
		P13,P14,P15	+12V									
		P10,P11,P12	GND									
		P7,P8,P9	+5V									
		P4,P5,P6	GND									
A4	RX1+	P2	S6	TP+	P6	1	+12V	YELLOW				
A5	RX1-		S5	TP-		2	GND	BLACK				
C5	TX1-		S3	RP-		4	+5V	RED				
C4	TX1+		S2	RP+		3	GND	BLACK				
GND GROUP			S1,S4,S7	GND								
		P13,P14,P15	+12V									
		P10,P11,P12	GND									
		P7,P8,P9	+5V									
		P4,P5,P6	GND									
B7	RX2+	P3	S6	TP+	P7	1	+12V	YELLOW				
B8	RX2-		S5	TP-		2	GND	BLACK				
D8	TX2-		S3	RP-		4	+5V	RED				
D7	TX2+		S2	RP+		3	GND	BLACK				
GND GROUP			S1,S4,S7	GND								
		P13,P14,P15	+12V									
		P10,P11,P12	GND									
		P7,P8,P9	+5V									
		P4,P5,P6	GND									
A7	RX3+	P4	S6	TP+	P8	1	+12V	YELLOW				
A8	RX3-		S5	TP-		2	GND	BLACK				
C8	TX3-		S3	RP-		4	+5V	RED				
C7	TX3+		S2	RP+		3	GND	BLACK				
GND GROUP			S1,S4,S7	GND								
		P13,P14,P15	+12V									
		P10,P11,P12	GND									
		P7,P8,P9	+5V									
		P4,P5,P6	GND									
P0 GND GROUP: A3,A6,A9,B3,B6,B9, C3,C6,C9,D3,D6,D9.												
<b>Data Storage Cables</b>		DESC.	Mini SAS HD 4i to 4*SAS DRIVE REC. WITH POWER CABLE ASS'Y	APPROVED	CHECKED	DESIGNED	TOLERANCE	SCALE	#	UNIT	mm	⊕
		P/N	CUSTOMER P/N	13530-1M		Sino		DATE	04/12/17	DWG NO:	DWG\RC\8206	