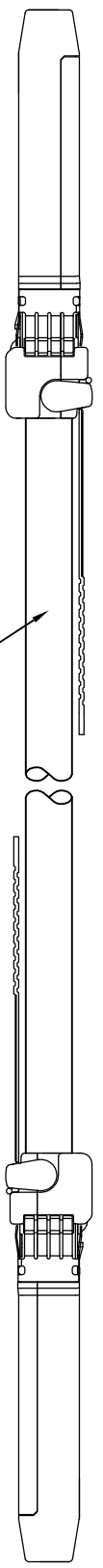
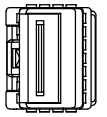
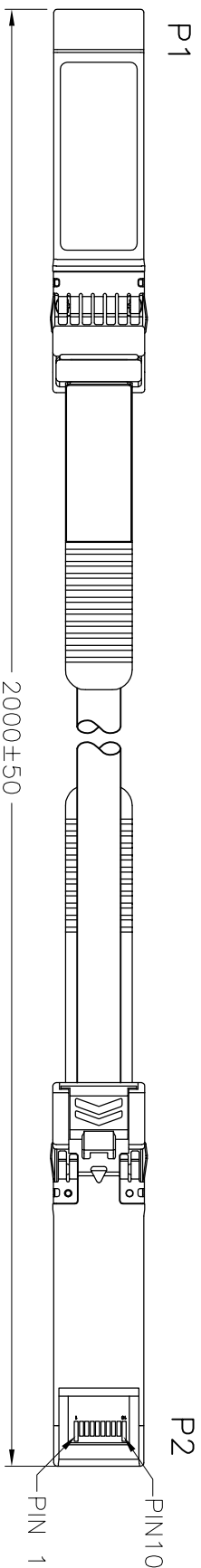
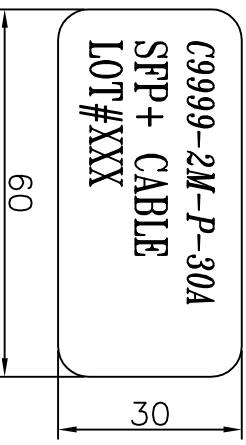


1	2	3	4	5	6	7	8	9
REV.	REMARK	DATE	SIGN.					

RoHS



LABELING ON BAG:



1. CABLE:
CONDUCTOR: 30 AWG SOLID SILVER PLATED COPPER.
 INSULATION: FOAM POLYOLEFIN, COLOR – NATURAL.
 PAIR: 2 SINGLES LAID FLAT AND PARALLEL.
 CORE: 2 PAIRS
PAIR DRAIN: 30 AWG SOLID SILVER PLATED COPPER.
 PAIR SHIELD: ALUMINUM/POLYESTER TAPE, ALUMINUM SIDE FACING IN.
 INNER SHIELD: ALUMINUM/POLYESTER/ALUMINUM TAPE, 25% OVERLAP.
 OUTER SHIELD: 38 AWG TIN PLATED COPPER BRAID, 85% COVERAGE.
 JACKET: XPBT, COLOR – BLACK.
DIAMETER: 4.445 MM
 DIFFERENTIAL IMPEDANCE: 100 ± 5 OHM @TDR.
PRINTED LEGEND: "TYPE CL2 75°C 30 AWG (UL) MADISON CABLE
 CSA AWM II A/B 75C 30V FT4 TurboTwin™ 10G RoHS COMPLIANT {D/C}"

2. CONNECTOR:
 APPROVAL: UL TYPE CL2 AS SPECIFIED IN ARTICLE 725 OF THE NATIONAL ELECTRICAL CODE.
 P1&P2: SFP+ MODULE
 <1> HOOD: ZINC DIE CASTING, NICKEL PLATING.
 <2> LATCH: PC RESIN UL94V, COLOR IN BLACK.
 <3> P.C.B.: 4 LAYERS, FR4. 30U" GOLD ON GOLDEN FINGERS.
 <4> SERIAL ID IC:
 <5> PULL TAB: NYLON UL94V-0 COLOR: WHITE.

WIRING CHART			
P1 END	SIGNAL	P2 PAD	P2 END
P1 PAD	SIGNAL	P2 PAD	SIGNAL
12	RX-	19	TX-
13	RX+	18	TX+
GROUND		GROUND	
18	TX+	13	RX+
19	TX-	12	RX-
GROUND		GROUND	

DataStorageCables.com

DESC.	SFP+ 2M CABLE 30AWG PASSIVE	APPROVED	CHECKED	DESIGNED	TOLERANCE	SCALE	*	UNIT	mm	DWG NO.	DWG B\3237
P/N	CUSTOMER P/N	C9999-2M-P-30A		Simo		DATE	06/17/10	DWG NO.			