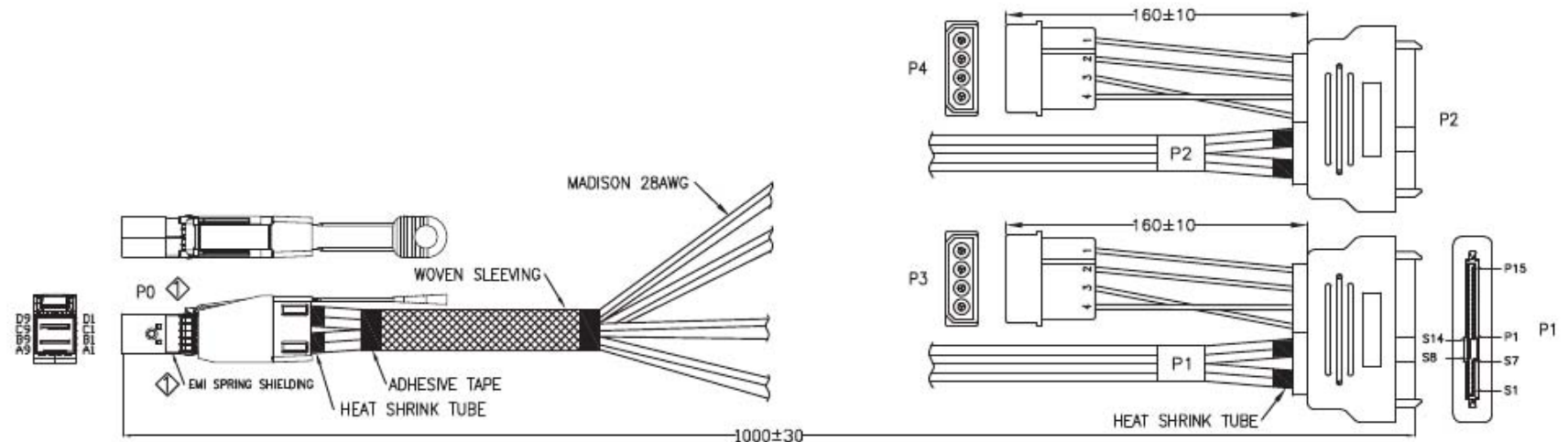


REV.	REMARK	DATE	SIGN.
◇	CHANGE CONNECTOR & PCB	01/30/'13	Sino

RoHS



MATERIAL RoHS COMPLIANT:

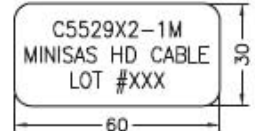
1.CABLE:

CONDUCTOR: 28AWG SOLID SILVER PLATED COPPER.  
 INSULATION: POLYOLEFIN.  
 PAIR: 2 SINGLES LAID FLAT AND PARALLEL.  
 PAIR DRAIN WIRE: 30AWG SOLID SILVER PLATED COPPER.  
 PAIR SHIELD: ALUMINUM/POLYESTER TAPE, ALUMINUM SIDE FACING IN, 25% OVERLAP.  
 INNER SHIELD: ALUMINUM/POLYESTER TAPE, ALUMINUM SIDE PACING OUT, 25% OVERLAP.  
 DIFFERENTIAL IMPEDANCE: 100±5 OHMS @1DR  
 UL LISTING: TYPE CL2 AS SPECIFIED IN ARTICLE 725 OF THE NATIONAL ELECTRICAL CODE. TURBO TWIN<sup>®</sup>, MADISON

2.CONNECTOR:

- P0: Mini SAS HD 4x CABLE PLUG (SFF-8644)  
 ◇ (1) P.C.B: 4 LAYERS, GOLD PLATING ON CONTACT PADS, WITHOUT CARBON (P/N: MPCB-040113LF REV.A / SPCB-040114A)  
 (2) LATCH: STAINLESS STEEL  
 (3) BACKSHELL- ZINC DIE CASTING HOOD/ NICKEL PLATING  
 (4) PULL TAB: NYLON UL94V-0, COLOR: BLUE.  
 ◇ (5) EMI SPRING SHIELDING  
 P1,P2: SAS DRIVE REC.(SFF-8482)  
 P3,P4: 4 POSITION DC POWER PLUG  
 POWER CABLE: UL 1007 18AWG 80°C 300V

3.LABELING ON BAG:



DataStorageCables.com	DESC.	Mini SAS HD 4x TO 2*SAS drive cable rec. with power cable ass'y	APPROVED	CHECKED	DESIGNED	TOLERANCE	SCALE	*	UNIT	mm	
	P/N	CUSTOMER P/N	C5529X2-1M		Sino		DATE	01/30/'13	DWG NO:	DWG\RC\5856	

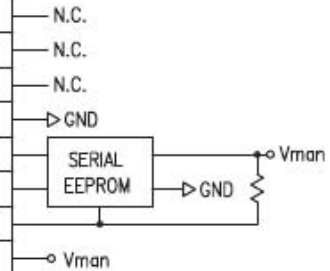
REV.	REMARK	DATE	SIGN.					
------	--------	------	-------	--	--	--	--	--

WIRING DIAGRAM

Mini SAS HD 4x(HOST)(P0)		SAS DRIVE REC.(TARGET)		4P POWER PLUG			
PIN	SIGNAL	REC.	PIN	SIGNAL	PLUG	PIN	SIGNAL
B4	RX0+	P1	S6	TP+	P3		
B5	RX0-		S5	TP-			
D5	TX0-		S3	RP-			
D4	TX0+		S2	RP+			
GND GROUP			S1,S4,S7	GND			
A4	RX1+		S13	TS+			
A5	RX1-		S12	TS-			
C5	TX1-		S10	RS-			
C4	TX1+		S9	RS+			
GND GROUP			S8,S11,S14	GND			
		P13,P14,P15	+12V	1	+12V	YELLOW	
		P10,P11,P12	GND	2	GND	BLACK	
		P7,P8,P9	+5V	4	+5V	RED	
		P4,P5,P6	GND	3	GND	BLACK	
B7	RX2+	P2	S6	TP+	P4		
B8	RX2-		S5	TP-			
D8	TX2-		S3	RP-			
D7	TX2+		S2	RP+			
GND GROUP			S1,S4,S7	GND			
A7	RX3+		S13	TS+			
A8	RX3-		S12	TS-			
C8	TX3-		S10	RS-			
C7	TX3+		S9	RS+			
GND GROUP			S8,S11,S14	GND			
		P13,P14,P15	+12V	1	+12V	YELLOW	
		P10,P11,P12	GND	2	GND	BLACK	
		P7,P8,P9	+5V	4	+5V	RED	
		P4,P5,P6	GND	3	GND	BLACK	

P0 GND GROUP:  
A3,A6,A9,B3,B6,B9,  
C3,C6,C9,D3,D6,D9.

LOW SPEED SIGNAL & POWER	
P0(Mini SAS HD 4x Plug)	
PAD	SIGNAL
A1	Reserved
A2	IntL
B1	Vact
B2	ModPrsL
C1	SCL
C2	SDA
D1	Vact
D2	Vman



DataStorageCables.com

DESC.	Mini SAS HD 4x TO 2*SAS drive cable rec. with power cable ass'y	APPROVED	CHECKED	DESIGNED	TOLERANCE	SCALE	*	UNIT	mm	
P/N	CUSTOMER P/N			Sino		DATE	11/22/'12	DWG NO:	DWG\RC\5856	

1 2 3 4 5 6 7 8 9