REV.	REMARK	DATE	SIGN.

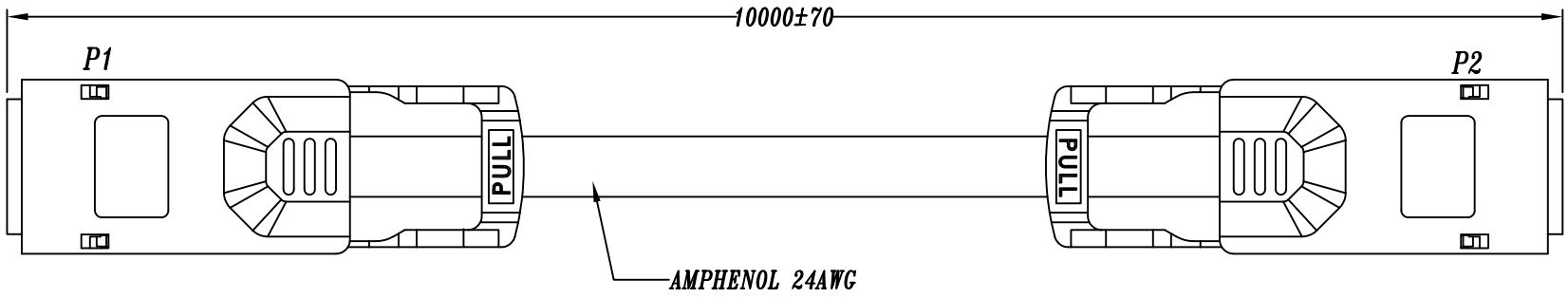

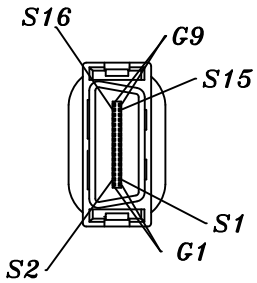

1.PAIR COMPONENT:
CONDUCTOR: 24AWG SOLID SILVER PLATED.
DRAIN WIRE: 27AWG SOLID TINNED COPPER.
PAIR SHIELD: ALUMINUM/POLYESTER TAPE. ALUMINUM SIDE FACING IN, 20% OVERLAP

2.FINAL ASSEMBLY:
CORE: 8 PAIRS NUMBERED 1 THRU 8.
INNER SHIELD: ALUMINUM/POLYESTER TAPE, ALUMINUM SIDE FACING OUT, 20% OVERLAP.
OUTER SHIELD: 36WG TIN PLATED COPPER BRAID, 85% COVERAGE.
DIAMETER: 9.78MM NOMINAL, COLOR: BLACK
DIFFERENTIAL IMPEDANCE: 100±5 OHMS @TDR
MUTUAL CAPACITANCE: 42PF/M NOMINAL.
TIME DELAY: 4.25NS/M.

2. CONNECTOR & HOOD:
P1 & P2 :INFINIBAND 4X PLUG – EJECTOR TYPE
(1)HOUSING– ZINC DIE CAST
(2)CONTACTS– 30u" INCHES GOLD PLATING
WITH EQ

3. FOR DDR USE,TESTING CONDITION – 5G

LABELLING ON BAG:

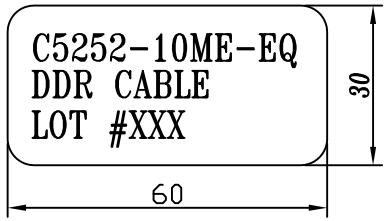

WIRING DIAGRAM			
P1		P2	
PIN NO.	SIGNAL	PIN NO.	SIGNAL
G1 – G9	GROUND	G1 – G9	GROUND
S1	RX0+	S16	TX0+
S2	RX0–	S15	TX0–
S3	RX1+	S14	TX1+
S4	RX1–	S13	TX1–
S5	RX2+	S12	TX2+
S6	RX2–	S11	TX2–
S7	RX3+	S10	TX3+
S8	RX3–	S9	TX3–
S9	TX3–	S8	RX3–
S10	TX3+	S7	RX3+
S11	TX2–	S6	RX2–
S12	TX2+	S5	RX2+
S13	TX1–	S4	RX1–
S14	TX1+	S3	RX1+
S15	TX0–	S2	RX0–
S16	TX0+	S1	RX0+
CONNECTOR SHELL		CONNECTOR SHELL	

DataStorageCables.com	DESC.	4X/4X CABLE EJECTOR TYPE	APPROVED	CHECKED	DESIGNED	TOLERANCE	SCALE	1 = 1	UNIT	mm
	P/N	C5252-10ME-EQ			Ku.		DATE	10/21/'05	DWG NO:	DWG\B\1823