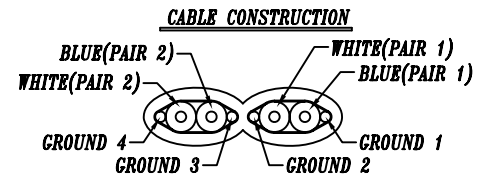
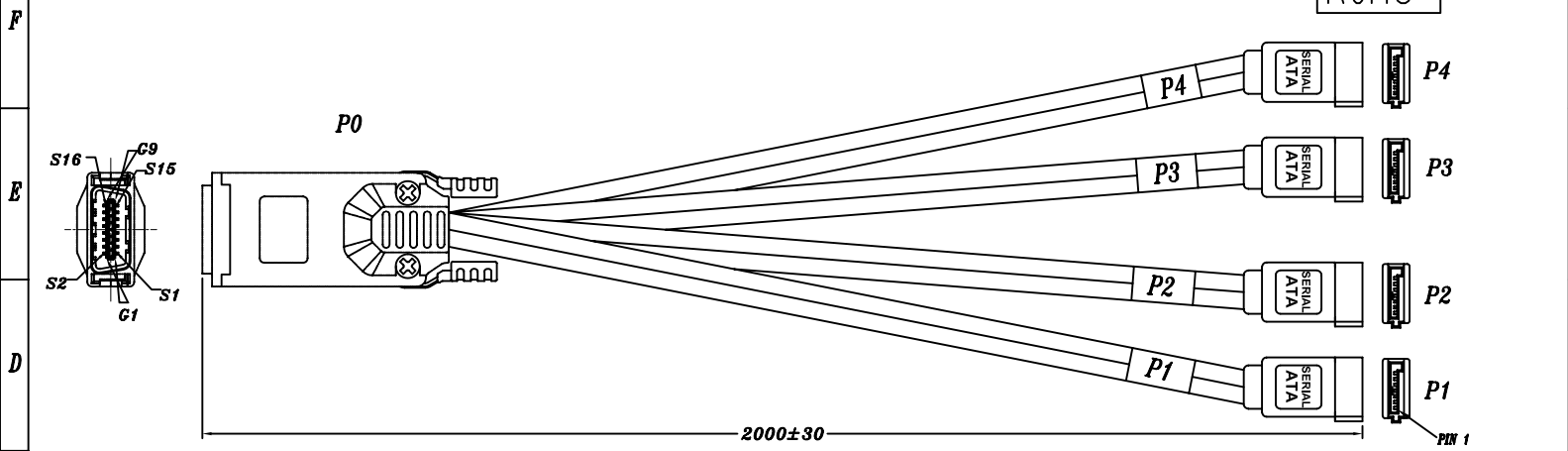


1	2	3	4	5	6	7	8	9
REV.	REMARK	DATE	SIGN.					

RoHS



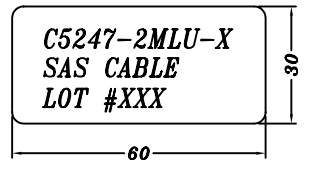
MATERIAL RoHS COMPLIANT:

1. CABLE:
 CONDUCTOR: 26AWG, SOLID SILVER, PLATED CU ON PAIR #1 & #2.
 INSULATION: CELLULAR POLYOLEFIN.
 SHIELD: FOUR 28AWG SOLID DRAIN WIRES ON PAIR #1 & #2, AND WRAPPED WITH ALUMINUM POLYESTER TAPE.
 OVER JACKET: PVC SEMI-TRANSPARENT, COLOR IN RED, OD: 1.93mm X 7.3mm

2. CONNECTOR:

P0: SAS 4X LATCH TYPE CONNECTOR:
 (1).MAIN BODY:HIGH TEMPERATURE LCP RESIN UL94V-0
 (2).SINGAL PIN & GROUND PIN: PHOSPHER BRONZE/30u" GOLD OVER NICKEL.
 (3).P.C.BOARD: FR4, 4 LAYER
 (4).LATCH: STAINLESS STEEL.
 (5).BALCK SHELL: ZINC DIE CASTING/NICKEL PLATED.
P1~P4: SATA CABLE RECEPTACLE CONNECTOR W/METAL SHELL

LABELLING ON BAG:



DataStorageCables.com	DESC.	SAS 4x LATCH TO SATA CABLE REC.*4 CABLE ASSEMBLY	APPROVED	CHECKED	DESIGNED	TOLERANCE	SCALE	1 = 1	UNIT	mm	
	P/N	C5247-2LU-X	CUSTOMER P/N			SHIU	DATE	11/21/11	DWG NO:	DWG\RC\2618	

1	2	3	4	5	6	7	8	9
---	---	---	---	---	---	---	---	---

1	2	3	4	5	6
REV.	REMARK	DATE	SIGN.		

*REFER TO MOLEX 74527-1001 CROSSOVER PINOUT

SAS4x PLUG(P0) (TARGET)		SATA CABLE RECEPTACLE (HOST) (HOST PLUG PIN ASSIGNMENT)		
PIN	SIGNAL	REC.	PIN	SIGNAL
S16	TX0+	P4	6	RX0+
S15	TX0-		5	RX0-
S2	RX0-		3	TX0-
S1	RX0+		2	TX0+
G1-G9	SIGNAL GROUND		1,4,7	SIGNAL GROUND
S14	TX1+	P3	6	RX1+
S13	TX1-		5	RX1-
S4	RX1-		3	TX1-
S3	RX1+		2	TX1+
G1-G9	SIGNAL GROUND		1,4,7	SIGNAL GROUND
S12	TX2+	P2	6	RX2+
S11	TX2-		5	RX2-
S6	RX2-		3	TX2-
S5	RX2+		2	TX2+
G1-G9	SIGNAL GROUND		1,4,7	SIGNAL GROUND
S10	TX3+	P1	6	RX3+
S9	TX3-		5	RX3-
S8	RX3-		3	TX3-
S7	RX3+		2	TX3+
G1-G9	SIGNAL GROUND		1,4,7	SIGNAL GROUND

A	<i>DataStorageCables.com</i>		DESC.	SAS 4x LATCH TO SATA CABLE REC.*4 CABLE ASSEMBLY							
			P/N	C5247-xMLU-X	CUSTOMER P/N						
			APPROVED	CHECKED	DESIGNED	TOLERANCE	SCALE	1 = 1	UNIT	mm	
					SHIU		DATE	11/27/07	DWG NO:	DWC\RC\2618	