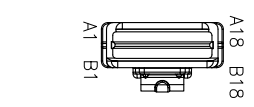
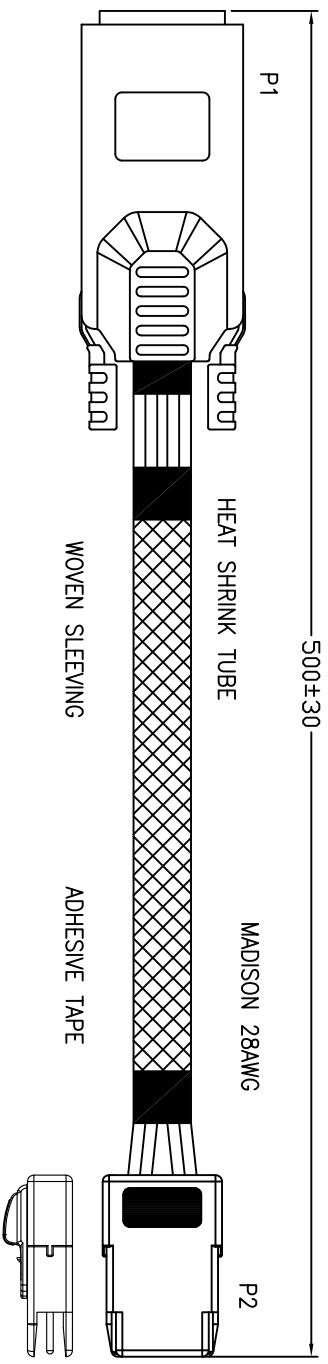
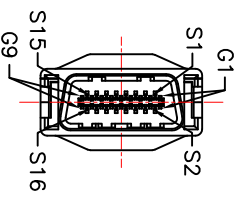


1	2	3
REV.	REMARK	DATE
		SIGN.

ROHS



WIRING DIAGRAM	
P1(HOST)	P2(TARGET)
PIN NO.	SIGNAL
S1	RX0+
S2	RX0-
S3	RX1+
S4	RX1-
S5	RX2+
S6	RX2-
S7	RX3+
S8	RX3-
S9	TX3-
S10	TX3+
S11	TX2-
S12	TX2+
S13	TX1-
S14	TX1+
S15	TX0-
S16	TX0+
G1-G9	GROUND



**MATERIAL: ROHS COMPLIANT:**

1. CABLE:  
 CONDUCTOR: 28AWG SOLID SILVER PLATED COPPER.  
 INSULATION: FOAM POLYOLEFIN.  
 PAIR: 2 SINGLES LAD FLAT AND PARALLEL.  
 PAIR DRAIN WIRE: 30AWG SOLID SILVER PLATED COPPER.  
 PAIR SHIELD: ALUMINUM/POLYESTER TAPE. ALUMINUM SIDE FACING IN, 25% OVERLAP.  
 INNER SHIELD: ALUMINUM/POLYESTER TAPE. ALUMINUM SIDE FACING OUT, 25% OVERLAP.  
 DIFFERENTIAL IMPEDANCE: 100±5 OHMS @1DR  
 UL LISTING: TYPE CL2 AS SPECIFIED IN ARTICLE 725 OF THE NATIONAL ELECTRICAL CODE. TURBO TWIN™, MADISON

2. CONNECTOR:  
 P1: SAS 4X LATCH TYPE (SFF-8470)  
 (1) BACKSHELL: ZINC DIE CAST/ NICKEL PLATING  
 (2) CONTACTS: 30U" INCHES GOLD PLATING  
 P2: Mini SAS 4i 36CKT CONNECTOR.(SFF-8087).  
 (1) HOOD: NYLON, UL94-V0.  
 (2) P.C.B: 4 LAYERS, GOLD PLATING ON CONTACT PADS.  
 (3) LATCH: STAINLESS.  
 (4) INTERNAL, WITHOUT SIDEBAND.

DataStorageCables.com

DESC.	4X LATCH TYPE TO Mini SAS 4i CABLE ASS'Y	APPROVED	CHECKED	DESIGNED	TOLERANCE	SCALE	DATE	UNIT	mm
P/N	C5236-.5ML	CUSTOMER P/N		Sino		*	05/04/'12	DWG NO:	DWG\B\3966